



Phonics, Reading and Spelling for Parents



WELCOME!

Phase 3 Sound/Action Cards - J



Everything starts with reading!



What is phonics?


























- Phonics is the link between the **letters** and the **sounds** they make.
- At Mickleover Primary we follow the ‘Letters and Sounds’ government initiated scheme. It is a highly structured programme working progressively through six phases.
- Phase 1 – Nursery
- Phases 2-4 – Reception
- Phase 5 – Year 1
- Phase 6 – Year 2 (Spelling programme)

Phase 2



My Phase 2 Sound Mat

s 	a 	t 	p 	i 	n 	m 	d 
g 	o 	c 	k 	ck 	e 	u 	r 
h 	b 	f 	ff 	l 	ll 	ss 	



ink saving Eco

Phase 3



My Phase 3 Sound Mat







































j 	v 	w 	x 	y 	z 	zz 	qu 
ch 	sh 	th 	ng 	ai 	ee 	igh 	oa 
oo 	oo 	ar 	or 	ur 	ow 	oi 	ear 
air 	ure 	er 					

ink saving

Eco

Phase 4



st  nest	nd  hand	mp  lamp	nt  tent	nk  ink	ft  gift	sk  tusk	lt  belt
lp  help	lf  shelf	lk  milk	pt  script	xt  text	tr  tree	dr  drawing	gr  grandpa
cr  crab	br  brush	fr  frog	bl  blackberry	fl  flag	gl  glasses	pl  plane	cl  clown
sl  sleep	sp  spade	st  starfish	tw  twins	sm  small	pr  printer	sc  scarf	sk  skunk
sn  sniff	nch  bench	scr  screw	shr  shrew	thr  thread	str  string	Phase 4 Sounds	

Phase 5



My Phase 5 Sound Mat

ay 	ou 	ie 	ea 	oy 	ir 	ue 	ue 
aw 	wh 	ph 	ew 	ew 	oe 	au 	ey 
a-e 	e-e 	i-e 	o-e 	u-e 	u-e 		



- Children are taught to hear the sounds in words and how to blend sounds together.
- Speech sounds
- Although there are 26 letters of the alphabet there are more than 40 speech sounds.

Some definitions...



- Phoneme
- The smallest unit of sound in a word

- Grapheme
- What we write to represent the sound/phoneme. For some phonemes this could be more than one letter.
 - **t ai igh**

- Digraph- two letters making one sound **ay oe**

- Tri-graph – three letters making one sound **ure air**

Blending



- Recognising the letter sounds in a written word
- d-o-g and then blending them in the order in which they are written to read the word 'dog'.

- How many sounds/phonemes in these words...??
 - **trap** **chick** **pine**

Sound buttons can help to distinguish between the sounds



s i t
● ● ●

l e g
● ● ●

m o p
● ● ●

c a n
● ● ●

f i t
● ● ●

ch i ll

— ● —

f or t

● — ●

d u ck

● ● —

th a t

— ● ●

w ai t

● — ●

sh e d

— ● ●

Segmenting



- Identifying the individual sounds in a word and writing down the letters for each sound.
- sh-ee-p c-a-t
- This becomes more tricky in Phase 5 when more graphemes have been learnt... **ay ai a_e ??**
- Children look at spelling rules within their phonics lessons. Eg. **ai** is mostly in the middle of a word.

Phase 5




- In phase 5 children are taught the alternative graphemes for each sound they have learnt in phases 2-4. eg i can be written in many different ways.
- i igh ie i_e
- They are also taught that letters can make more than one sound.
- i (nice) i (big)
- o (cone) o (log)
- c (can) c (cinema)

Year 1 Phonics Check



- In June all year 1 children are required to take the national phonics check.
- It consists of 40 words, mixture of real and alien.
- Children are very familiar with alien words and get lots of practice reading them in class.
- Year 2- opportunity to retake.



How is phonics organised in our school?



- Reception – Daily 20 minute session in own class.
- Year 1 most pupils will be working on Phase 5.
- This is a daily session for 20 minutes.
- Some children will receive extra intervention at Phases 2,3 and 4.
- Children stay in their class for phonics.
- Year 2 – Daily spelling session. Phonics in small group or 1:1 if still needed.

Phonics Homework



- Year 1 have weekly phonics homework.
- Weekly homework tasks are based on the phonemes your child is working on in their class.
- Your child has a week to complete the task, it then needs to be returned to their class teacher.
- Weekly spelling quiz – words sent home on the Class Dojo if you would like to practise them. Children practise lots in class too.

No-nonsense Spellings



- Year 2 Spelling programme- to replace Phase 6.
- Daily sessions of 10 to 15 minutes
- Starts with revision of Phase 5 GPCs.
- Moves on to Year 2 spelling rules and common exception words.
- Intervention group for pupils who need more work on Phase 5.



- Children will be given a set of words to learn over a week- approx 8 spellings.
- Grammar/spelling homework given.
- Children complete the challenge and return to school for a sticker.
- Spelling test on Friday- new spellings set.

Reading



- We will be continuing to engage children with quality texts and developing our use of questioning skills.
- DERIC – Decode, Explain, Retrieve, Interpret, Choice
- Reception– Story times are used as our focused reading time.
- Year 1/2 – During Literacy inputs, guided reading and story times.

Oxford Owl



- eBooks available online to read with your child.
- Tips for engaging children in reading.
- <https://www.oxfordowl.co.uk/>

Handwriting



Children will be introduced to continuous cursive after half term in reception and ks1

How to Write Continuous Cursive Letters

Aa Bb Cc Dd Ee Ff Gg Hh Ii Jj Kk Ll Mm

Nn Oo Pp Qq Rr Ss Tt Uu Vv Ww Xx Yy Zz



a b c d e f

g h i j k l

m n o p q

r s t u v w

x y z

Demonstrations



- Phonics – Hand splat game, Counter Game, Iphones, car-parking.
- Spelling – no-nonsense spelling group.